

**Thanks for joining our
Remote Learning – Academic Programs
Counsellor Training Webinar!**

We'll be starting in a few moments...



**Remote
learning**

**Academic
Programs**

What we'll cover today



**Remote Learning
Academic Programs
overview**



Real-time classes



**Remote learning
delivery**



**A teacher's
perspective**



**A student's
perspective**




**Term dates
and important links**



Q&A

Meet our presenters



Vinh Tran
Program Manager
Business



Linh Do
Subject
Co-Ordinator




Fatemeh Hamidavi
Student

Remote learning Academic Programs



Our students **stay on track**

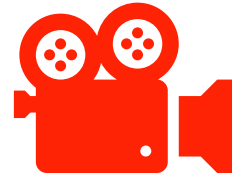
- ✓ **Same premium pathway to UTS**
- ✓ **Same quality curriculum**
- ✓ **Same strong support**
- ✓ **Real-time classes**
- ✓ **State-of-the-art education Technology and IT support**



Our remote classroom



**Real-time
classes**



**Key lecture
points recorded**




**Small tutorial and
workshop classes**



**Additional
subject
co-ordinator
support**



**Weekly study
skills sessions**



Remote learning for our students – in class



Timetable same F2F

Our student's timetable is similar to our face-to-face delivery for hours per week

Student feedback

Face to face zoom sessions with teachers and classmates to discuss topics and issues and guide and provide feedback to students

Meaningful interactions

Activities on real time classes are carefully designed to supplement online materials, building sense of belonging in online environment

Remote learning for our students - support



Student activities

Activities with peers
online and offline

Discussion boards

Discussion boards available 24/7
with feedback within 24hours

Regular check-in


Teachers regularly get in touch with students
based on their ongoing engagement and
offer personalised support

Additional support

Additional weekly student support
available for subject co-ordinator
'drop ins' and appointments

Supported by technology

- ✓ World-leading tools
- ✓ Expert tech support






In summary

- ✓ Learn from home
- ✓ High quality learning material
- ✓ Highly qualified and experienced teachers
- ✓ World leading learning technology
- ✓ Caring specialist staff in student support services


Remote learning examples





BABC001 DRAFT Report: Due SUNDAY 3 MAY, 2020
 BABC001 Assessment Your DRAFT Report is due on ...

Posted on:
 29 Apr 2020 at 9:43



Academic and Business Communication

Edit

Start Here Weekly Content
 Assessments Student HELP



Must-have Business Skills

As a chief economist of the Bank of Investment and Development of Vietnam (BIDV), I have to lead all of the research activities in the bank, which include research on macroeconomics, banking finance, real sector analysis, and international economics and markets. Our audience consists of both BIDV and external clients, who include government officials and corporate managers. In accomplishing such tasks I need various skills, but the top three include:


1. Skills in writing briefs, since many in the audience are practitioners and policymakers who require brief and sharp reports
2. Effective communication skills. Even complex issues should be made clear and key messages should be pointed out.
3. Great teamwork, as a lot of reports, articles or analytical work require coordination and collaboration from various contributors, both internally and externally.

I try to practise and improve those skills whenever possible, and this philosophy has helped me a lot.

Source: *intheblack.com* August 2019

⋮  Week 3 - Lecture.pdf


⋮  Week 3 - Lecture for Notes.pdf

⋮  Week 3 - Lecture Part 1 - SQL Dates, In and Between.mp4

⋮  [Help on IN clause](#) ↗

⋮  [Help on Between Clause](#) ↗


⋮  Week 3 - Lecture Part 2 - Group by Clause.mp4

⋮  [Help on Group by Clause](#) ↗

⋮  Week 3 - Lecture Part 3 - Having Clause.mp4

⋮  [Help on Having Clause](#) ↗

⋮  Week 3 - Lecture Part 4 - Complex Joins.mp4



Week 4 - Tutorial Solutions Explained Mini Videos

 Tutorial 4 - Question 1.mp4

 Tutorial 4 - Question 2.mp4

 Tutorial 4 - Question 3.mp4

 Tutorial 4 - Question 4.mp4

 Tutorial 4 - Question 5.mp4

 Tutorial 4 - Questions 6-9 DML.mp4

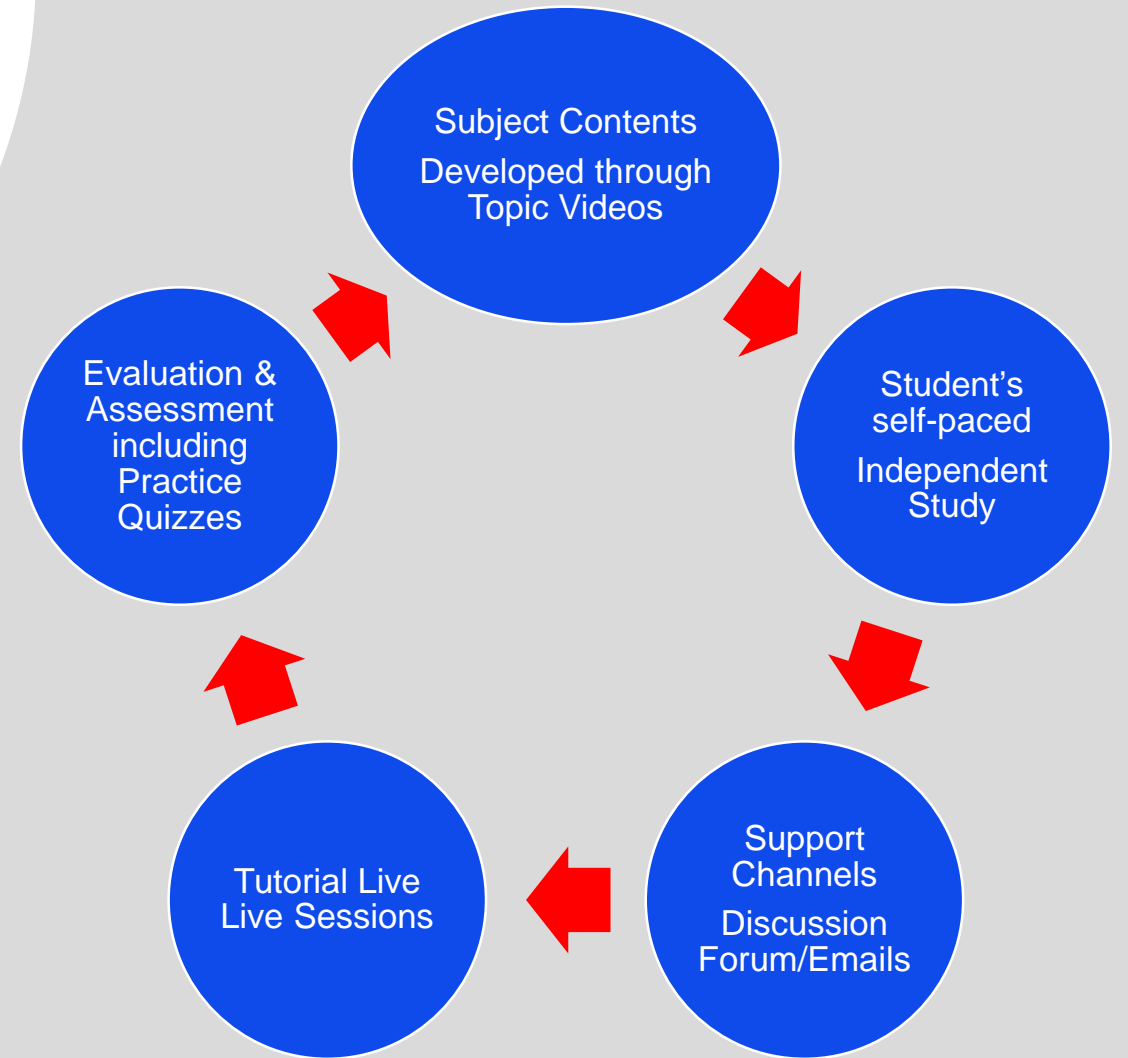
A teacher's experience and teaching practice

Linh Do

Subject Coordinator
Accounting Transactions &
Business Decisions



Remote teaching and learning approach



Subject content delivery

Lecture notes and recommended readings from textbook

Delivered in a series of weekly topic videos

Videos are embedded with interactive quizzes questions

The screenshot shows a video player interface. At the top, there are navigation links: [Modules](#) > [WEEK 2](#) > [Week 2 Topic- Cash flow Statement - Video 1](#). The video content displays a 'Consolidated Statement of Cash Flows' for 'Week 2 Topic- Consolidated Cash Flows Year 2017 & 2018'. The table below shows the following data:

	2017	2018
Operating activities	4451	4474
Investing activities	(1022)	(1022)
Financing activities	(140)	(140)
Net change in cash	3289	3312
Operating activities	4451	4474
Investing activities	(1022)	(1022)
Financing activities	(140)	(140)
Net change in cash	3289	3312
Operating activities	4451	4474
Investing activities	(1022)	(1022)
Financing activities	(140)	(140)
Net change in cash	3289	3312

The video player includes a 'Play' button, a progress bar at 3:13, a total duration of 11:40, and a volume icon. There are also several question mark icons overlaid on the video content, indicating interactive quiz questions.

Student support channels

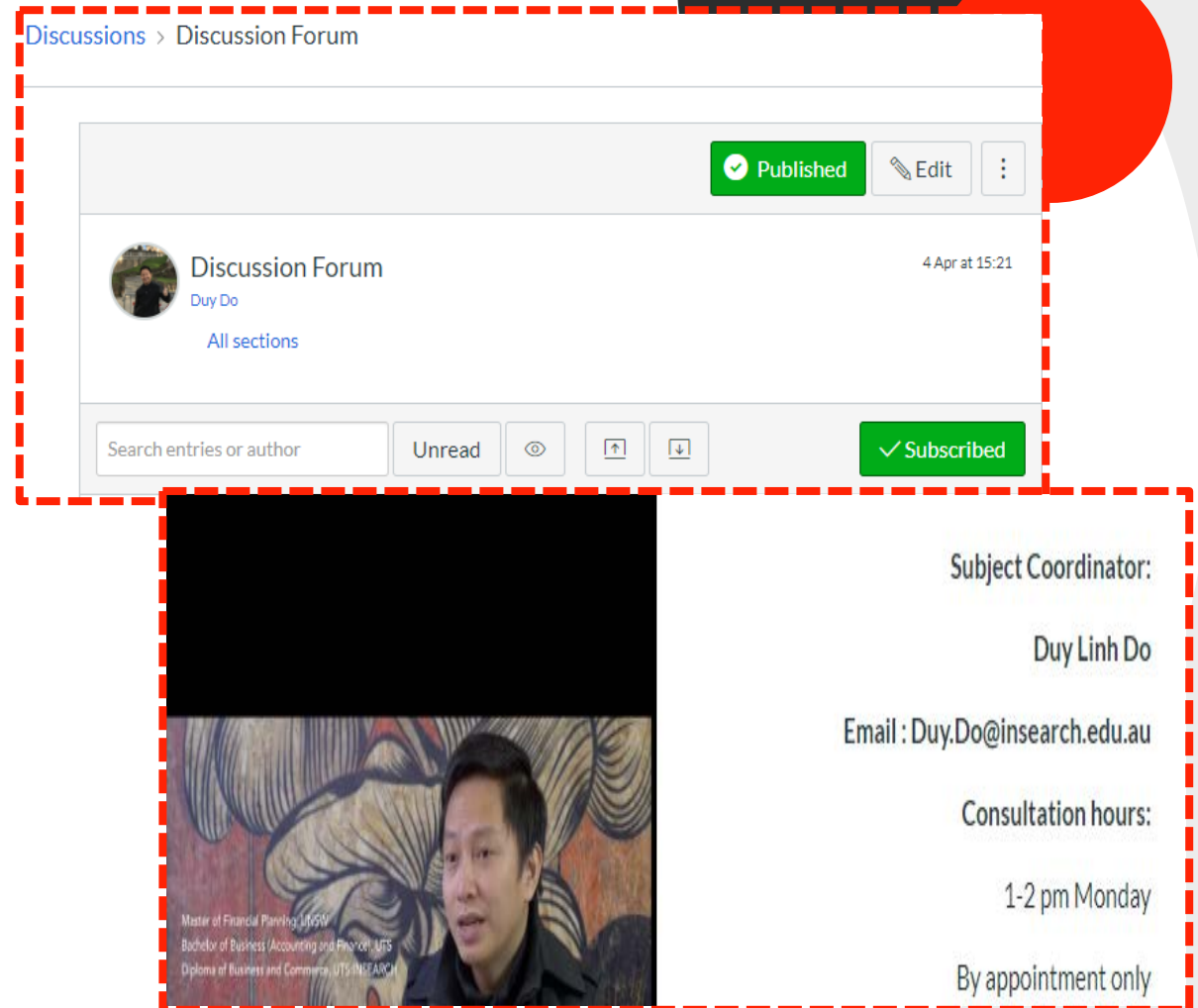
Discussion Forum

Emails

**Office hours with the teacher
and Subject Coordinator**

**Appointment for One-on-One
Support Session**

Academic Support - HELPS


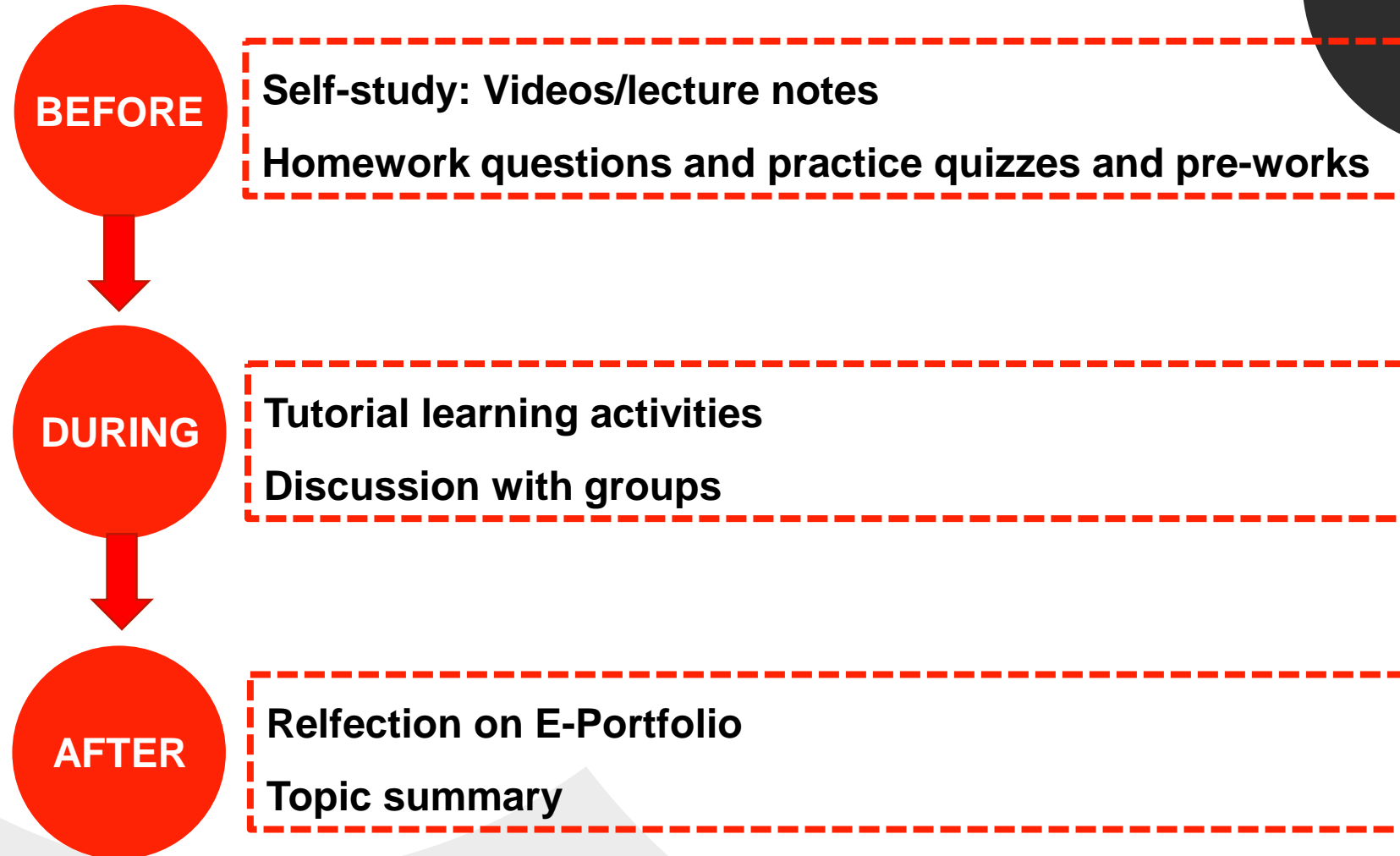


The image shows a screenshot of a discussion forum interface. The top part of the screenshot displays the forum title "Discussions > Discussion Forum" and a "Published" status. Below this, the forum name "Discussion Forum" is shown with a profile picture of "Duy Do" and the date "4 Apr at 15:21". There are buttons for "Edit" and "All sections". A search bar is present with the text "Search entries or author". At the bottom of the forum interface, there are buttons for "Unread", "Subscribed", and other navigation icons.


Subject Coordinator:
Duy Linh Do
Email : Duy.Do@insearch.edu.au
Consultation hours:
1-2 pm Monday
By appointment only

Master of Financial Planning, UTS
Bachelor of Business (Accounting and Finance), UTS
Diploma of Business and Commerce, UTS (INSEARCH)

Weekly learning activities



Adapted assessments



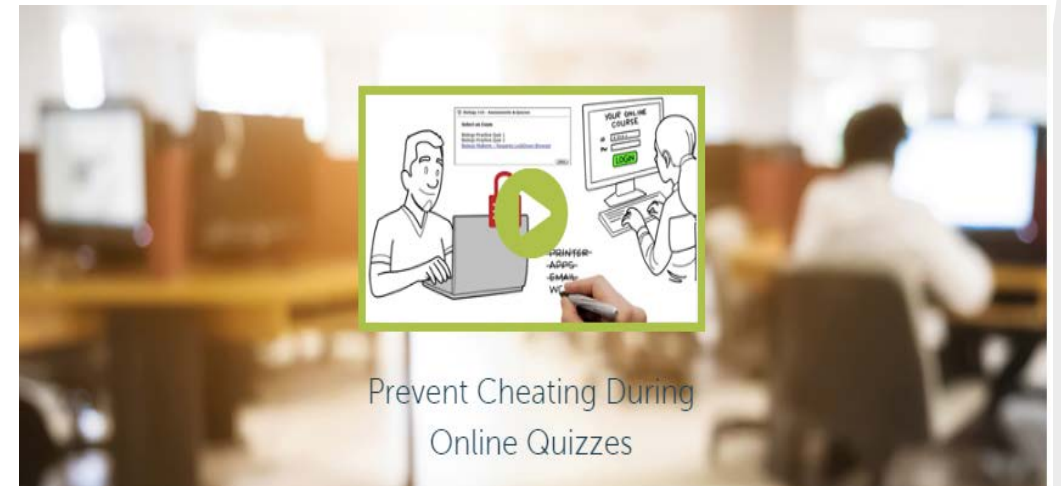
Weekly Practice Quizzes to check students' understanding

Online Test requires higher order thinking and skill development to make them more authentic

Respondus Lockdown browser/Respondus Monitor

Randomised and different types questions (require higher order thinking and skill development to make them more authentic)

Exam Invigilator via webcam & Phone Control




A student's experience

Fatemeh Hamidavi



2020 important dates

Academic programs



Semester 2		Semester 3	
Commences	22 June	Commences	6 October
Orientation	22-26 June	Orientation	6-9 October
Census date	24 July	Census date	6 November



Q&A
with Vinh
and Linh



Who to contact

Your Partner Manager for any queries

insearch.edu.au/information-for-partners

A decorative graphic on the left side of the slide. It features a large blue circle with a white laptop icon in the center. This blue circle is overlaid on a larger grey circle. To the left of the blue circle is a red curved shape. There are several smaller circles scattered around: a white one at the top left, a black one on the right side of the blue circle, a white one at the bottom left, and a blue one at the bottom center.

Register now!

upcoming webinars

UTS Updates

Thursday 7 May

10am – 10.45am AEST

Student Support and Welfare


Wednesday 13 May

10am – 10.45am AEST

A decorative graphic on the left side of the slide. It features a large blue circle with a white pencil icon inside. This blue circle is partially overlapped by a larger grey circle behind it. To the left of the blue circle is a red curved shape. There are several smaller circles scattered around: a white one at the top left, a black one to the right of the blue circle, a white one at the bottom left, and a blue one at the bottom center.

Your feedback counts

**Please take our quick poll survey
so we can continue to improve
our webinar experience!**



Keep **updated!**

For all our latest updates go to:

insearch.edu.au/au/coronavirus

[Insearch.edu.au/remote-learning](https://insearch.edu.au/remote-learning)





Keep your questions coming!

Our Q&A will close in five minutes