

Overview

This article provides information on how to log into the Canvas page from a web browser.


Prerequisites

In order to follow this article, you must have:


- Activated your UTS Email
- Sufficient Internet Access

Procedure

1. Go to <https://canvas.utscollege.edu.au/>
2. Type in your UTS email address in the Username field (e.g. 3xxxxx@student.uts.edu.au) and click on “Next”.

Connecting to 

Sign-in with your Insearch LTD account to access Canvas
Insearch

 UTS College | UNIVERSITY OF TECHNOLOGY SYDNEY

StudentID@student.uts.edu.au (Student)
firstname.lastname@insearch.edu.au (Staff)

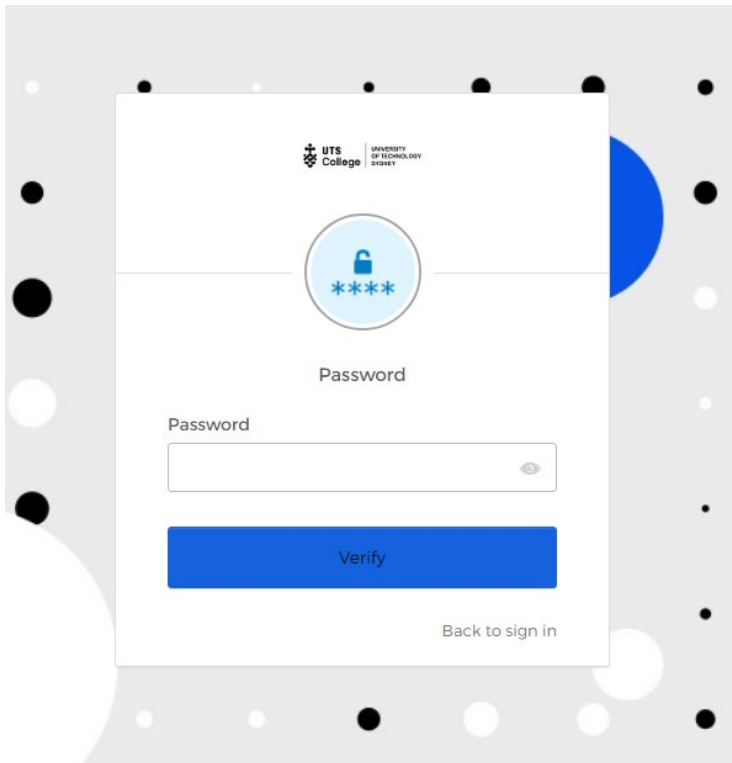
Username

Remember me

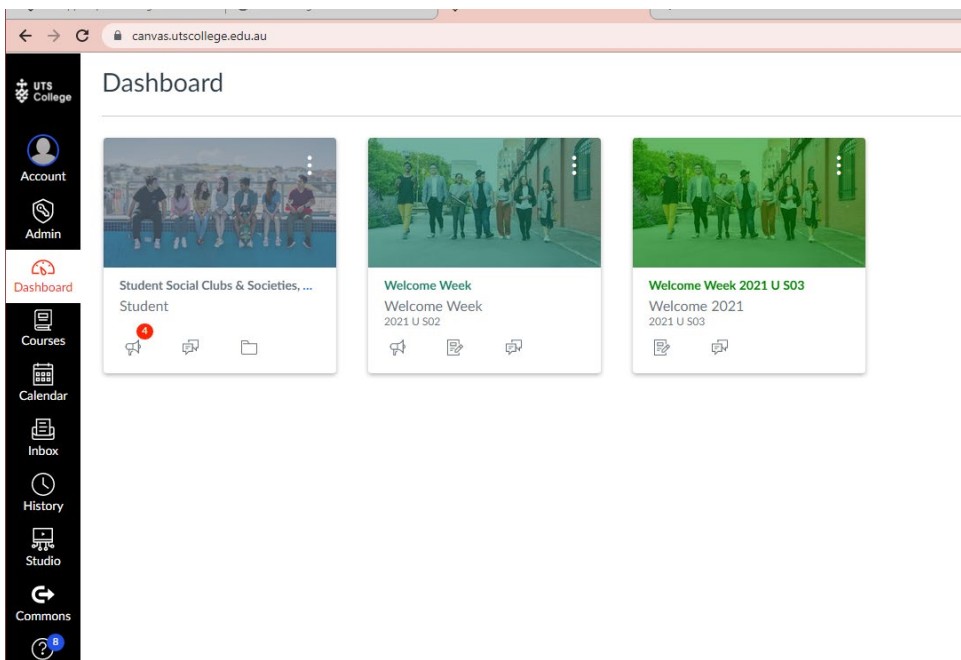
[Next](#)

[Need help signing in?](#)

3. Type in your UTS Email Password.



4. You have successfully signed in!



If you have any questions or concerns, please contact the ITDS Service Desk at +61 2 9218 7000 or log a ticket via <https://servicedesk.utscollege.edu.au/>.